




Strike Champs - Mens Masters

POS	TOTAL	Name	G1	Game		G3	B	G4	B	G5	B	G6	B	G7	B	Scr Series	Bonus Pts	AVG	
				B	G2														B
1	1545	Chris Ball	196	20	179	0	182	20	257	20	213	20	203	5	210	20	1440	105	205.7
2	1472	Mike Gibbs	147	0	199	20	258	20	218	20	203	5	206	20	156	0	1387	85	198.1
3	1466	David Warwick	168	20	203	20	177	20	186	0	200	20	225	20	187	20	1346	120	192.3
4	1463	Ash Ball	175	20	225	20	155	0	199	20	223	20	202	20	184	0	1363	100	194.7
5	1306	Chris Armstrong	172	20	167	0	171	0	222	20	172	0	157	0	185	20	1246	60	178.0
6	1295	Greg Nicholas	193	0	157	0	209	20	181	0	152	0	172	0	191	20	1255	40	179.3
7	1293	Peter Fisk	169	0	184	20	169	0	178	0	183	20	188	0	182	0	1253	40	179.0
8	1230	Matt George	171	0	182	0	162	0	189	0	174	0	193	20	139	0	1210	20	172.9




Strike Champs - Senior Masters

POS	TOTAL	Name	G1	Game		G3	B	G4	B	G5	B	G6	B	Scr Series	Bonus Pts	AVG	
				B	G2												
1	1255	Terry Mustchin	181	10	211	20	213	20	206	10	175	20	179	10	1165	90	194.2
2	1202	Roger Tucker	182	20	186	10	185	10	232	20	147	10	180	20	1112	90	185.3
3	980	Stuart Cunningham	179	0	161	0	165	0	180	0	130	0	165	0	980	0	163.3



Strike Champs - Graded Masters

POS	TOTAL	Name	G1	Hcp	Game			G3	Hcp	B	G4	Hcp	B	G5	Hcp	B	Scr Series	Total Hcp	Bonus Pts	AVG	
					B	G2	Hcp														
1	1117	Nicki Crawford	155	53	20	141	53	20	174	53	20	148	53	0	154	53	20	772	265	80	154.4
2	1073	Shane Devine	164	54	20	146	54	20	119	54	0	169	54	20	145	54	0	743	270	60	148.6
3	1063	John Crawford	174	39	20	132	39	0	143	39	20	193	39	20	146	39	20	788	195	80	157.6
4	1040	Kurt Zvagulis	168	36	0	158	36	20	168	36	0	147	36	0	179	36	20	820	180	40	164.0
5	1001	Coco Tuason	166	38	0	153	38	0	170	38	20	170	38	0	132	38	0	791	190	20	158.2
6	978	Chelsie Parsons	149	43	0	139	43	0	129	43	0	170	43	20	156	43	0	743	215	20	148.6




Mens Open All Events

POS	TOTAL	Bowler	Singles	Doubles	Teams	Average
1	2279	David Warwick	1155	610	514	189.92
2	2266	Mike Gibbs	1116	609	541	188.83
3	2263	Chris Ball	1113	623	527	188.58
4	2199	Greg Nicholas	1190	473	536	183.25
5	2190	Ash Ball	1081	633	476	182.50
6	2133	Peter Fisk	1095	536	502	177.75
7	2106	Matt George	1027	527	552	175.50
8	2097	Chris Armstrong	1091	478	528	174.75
1st Res	1977	Danual Paton	1018	505	454	164.75
2nd Res	1924	Luke Clark-Grayling	894	539	491	160.33
3rd Res	1850	Phillip Mallite	904	418	528	154.17
12	0					0.00



Ladies Open All Events

POS	TOTAL	Bowler	Singles	Doubles	Teams	Average
1	2114	Kerrie Dee	1030	551	533	704.67
2	2076	Kelly Paton	1061	498	517	692.00
3	1908	Lynnaire Churchill	969	506	433	636.00
4	1834	Ivena Heald	966	470	398	611.33



Senior All events

POS	TOTAL	Bowler	Singles	Doubles	Teams	Average
1	2291	Terry Mustchin	1142	551	598	254.56
2	2051	Allan Heald	929	606	516	170.92
3	2023	Roger Tucker	1052	514	457	224.78
4	1980	Stuart Cunningham	1012	477	491	220.00
5	0					#DIV/0!